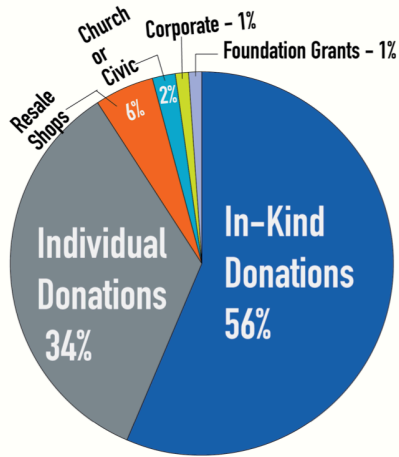


Audited Financial Report for FY2019

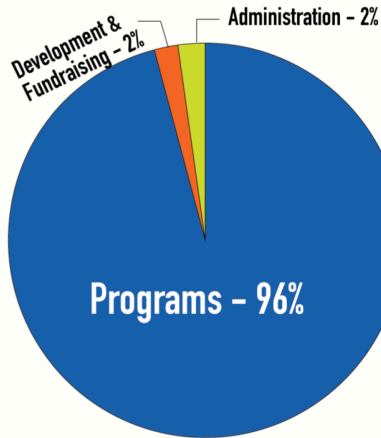
SOURCES OF FUNDS - \$12.8 M



The Society raised over **\$12.8 million** in fiscal year 2019. The funds came from several places, but the largest sources were from individual contributions.

- In-Kind Donations - 56%
- Individual Donations - 34%
- Resale Shop Revenue - 6%
- Church or Civic Donations - 2%
- Corporate Contributions - 1%
- Foundation Grants - 1%

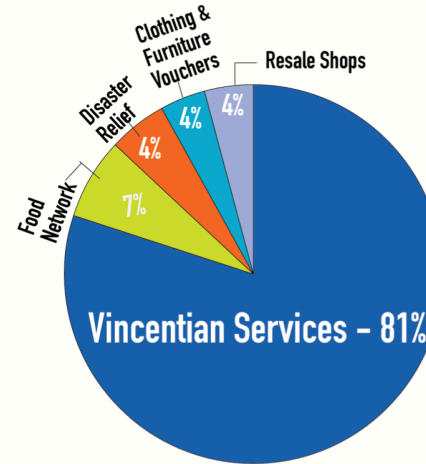
ORGANIZATIONAL EXPENSES - \$13.3 M



In fiscal year 2019, the organizational expenses exceeded our sources of funds. Although we raised \$12.8 million, our **organizational expenses were \$13.3 million**. The Society runs on a lean staff, and the majority of wages were for programs.

- Program Expenses - 96%
- Administration - 2%
- Development & Fundraising - 2%

PROGRAM EXPENSES - \$12.7 M



The Society's mission is to help those most in need. Vincentian and community volunteers do this through our programs. In fiscal year 2019, our program expenses were \$12.7 million!

Financial support from individuals, corporations, local parishes, and other sources, helped run our programs and services to serve those most in need.

Here is how YOU support our programs:

- Vincentian Services - 81%
- Food Network - 7%
- Disaster Relief - 5%
- Clothing & Furniture Vouchers - 4%
- Resale Shops - 4%

Community Impact

In 2019, Vincentians and community volunteers served over 55,000 people in the community. These services included food distribution, financial assistance, clothing, and furniture

Your philanthropic support helped Vincentians make over 8,100 Home Visits, donating 174,000 volunteer hours and driving a total of 363,000 unreimbursed miles to provide immediate relief to families struggling with poverty.

Check out the breakdown of how great the impact of your donation was in the community.

\$6.5 million in food assistance



\$3.2 million in rent and utility assistance



\$500,000 million in disaster relief



\$380,000 in clothing assistance



\$225,000 other needs met (tuition, funeral, medical, etc.)



\$175,000 in furniture and appliance assistance

